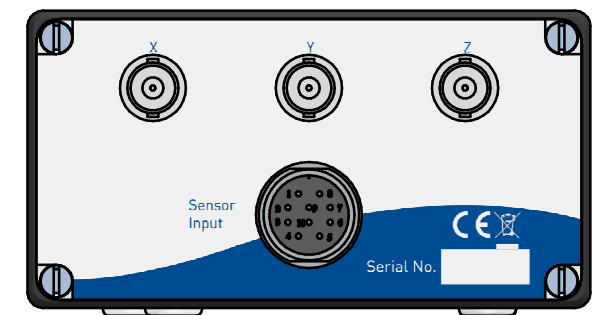

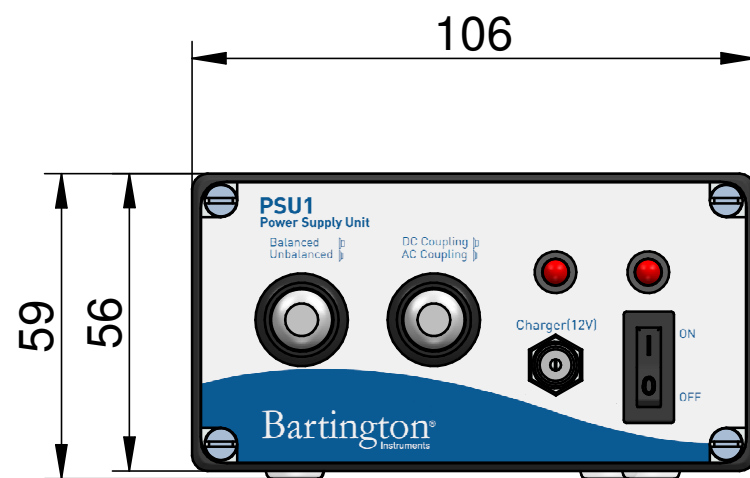


Hirose RM15-TRD-10P(71)	
Pin No	Function
1	X+
2	Y+
3	Z+
4	Power GND
5	Signal GND
6	+V
7	-V
8	X-
9	Y-
10	Z-



<p>THIS DOCUMENT AND THE INFORMATION CONTAINED IN IT IS COMMERCIAL IN CONFIDENCE AND © BARTINGTON INSTRUMENTS LTD AND/OR ITS LICENSORS. NEITHER MAY BE REPRODUCED, COPIED OR TRANSMITTED TO ANY THIRD PARTY, IN EACH CASE IN ANY MEDIUM, WITHOUT THE PRIOR WRITTEN PERMISSION OF BARTINGTON INSTRUMENTS LTD.</p>	<p>DIMENSIONS ARE IN MILLIMETERS</p> <p>THIRD ANGLE PROJECTION </p> <p>UNTOLERANCED DIMENSIONS</p> <table> <tr> <td>LINEAR:</td> <td>ANGULAR:</td> </tr> <tr> <td>XX ±0.3mm</td> <td>XX ±0.5°</td> </tr> <tr> <td>XX.X ±0.1mm</td> <td>XX.X ±0.1°</td> </tr> <tr> <td>XX.XX ±0.05mm</td> <td>XX.XX ±0.05°</td> </tr> </table>	LINEAR:	ANGULAR:	XX ±0.3mm	XX ±0.5°	XX.X ±0.1mm	XX.X ±0.1°	XX.XX ±0.05mm	XX.XX ±0.05°	<p>TITLE</p> <p>PSU1 Outline Drawing</p>	<p>PROJECT No</p> <p>D653</p>				
	LINEAR:	ANGULAR:													
	XX ±0.3mm	XX ±0.5°													
	XX.X ±0.1mm	XX.X ±0.1°													
XX.XX ±0.05mm	XX.XX ±0.05°														
		<p>TECHNICAL INFORMATION No. TI3575</p> <p>OPERATION MANUAL No. OM2443</p> <p>DATASHEET No. DS2520</p>	<table border="1"> <tr> <td>DRAWN</td> <td><i>Daniel Cetnik</i></td> <td>02/02/2012</td> </tr> <tr> <td>MODIFIED</td> <td><i>Lewis O'Neil</i></td> <td>23/11/2018</td> </tr> <tr> <td>MECH' CHECK</td> <td><i>Nicholas Avery</i></td> <td>23/11/2018</td> </tr> <tr> <td>ELEC' CHECK</td> <td><i>Jeff Dando</i></td> <td>23/11/2018</td> </tr> </table>	DRAWN	<i>Daniel Cetnik</i>	02/02/2012	MODIFIED	<i>Lewis O'Neil</i>	23/11/2018	MECH' CHECK	<i>Nicholas Avery</i>	23/11/2018	ELEC' CHECK	<i>Jeff Dando</i>	23/11/2018
DRAWN	<i>Daniel Cetnik</i>	02/02/2012													
MODIFIED	<i>Lewis O'Neil</i>	23/11/2018													
MECH' CHECK	<i>Nicholas Avery</i>	23/11/2018													
ELEC' CHECK	<i>Jeff Dando</i>	23/11/2018													
		<p>DRAWING No DR2779</p> <p>ISSUE 5</p>	<p>SEE DCN NUMBER FOR DESIGN CHANGE HISTORY</p>												