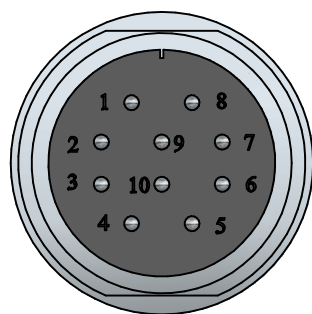
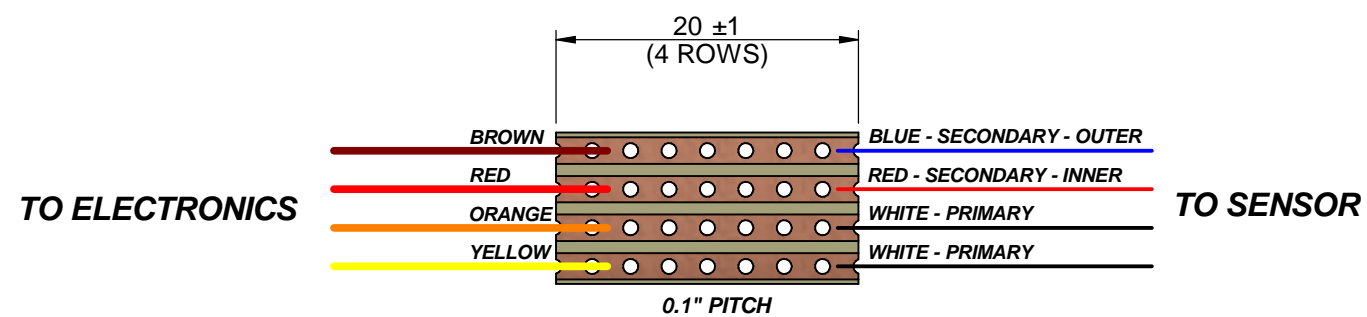


Hirose RM15-TRD-10P(71)	
PIN No	Function
1	X out
2	Y out
3	Z out
4	Signal/Power GND
5	Signal/Power GND
6	+12V Supply
7	-12V Supply
8	N.C.
9	N.C.
10	N.C.

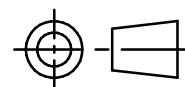


**Bartington**  
Instruments

COPYRIGHT: THIS DRAWING AND THE INFORMATION CONTAINED THEREIN IS CONFIDENTIAL AND MUST NOT BE REPRODUCED, COPIED OR USED FOR ANY PURPOSE WHATSOEVER WITHOUT THE PRIOR PERMISSION OF BARTINGTON INSTRUMENTS LTD.

DIMENSIONS ARE IN MILLIMETERS

THIRD ANGLE PROJECTION



TOLERANCES FOR MACHINING:  
(UNLESS OTHERWISE SPECIFIED)

LINEAR:	ANGULAR:
XX ±0.3mm	XX ±0.5°
XX.X ±0.1mm	XX.X ±0.1°
XX.XX ±0.05mm	XX.XX ±0.05°

TITLE

**Mag-03IEHV**  
**Outline Drawing**

TECHNICAL INFORMATION No. **NA**

OPERATION MANUAL No. **OM1004**

DATASHEET No. **DS0013**

USED ON

PROJECT No  
**Mag-03**

DRAWN	<i>Les Anderson</i>	Pre-2010
MODIFIED	<i>Lewis O'Neil</i>	11/11/2019
MECH' CHECK	<i>Nicholas Avery</i>	18/12/2019
ELEC' CHECK	<i>Daniel Cetnik</i>	18/12/2019

DRAWING No	ISSUE	SEE DCN NUMBER FOR DESIGN CHANGE HISTORY
<b>DR2311</b>	<b>4</b>	